

LLEIDANETWORKS SERVEIS TELEMÀTICS S.A.

公司公告

2017年5月30日

根据关于市场滥用的（欧盟）第596/2014号条例第17条的规定以及10月23日RDL 4/2015批准的“证券市场法”综合文本第228条，协调条款以及另类证券市场（MAB）15/2016号关于发展中企业承担的信息，特此通知 LLEIDANETWORKS SERVEIS TELEMÀTICS, S.A.：（以下简称“Lleida.net, 或“本公司”或“本企业”）通知以下信息：

由于本公司将参加30日于马德里举行的MEDCAP 2018论坛，因此附上将在论坛中使用的公司介绍，并且Lleida.net将在当天论坛上进行公司演示。

我们将为您提供所有您所需的信息。此致，

马德里，2018年5月30日

Francisco Sapena, CEO和董事长

DISCOVERY MEETING · FORO MEDCAP

INVESTING IN LLEIDA.NET (BME:LLN)

MAY 30th 2018

INVESTING IN LLEIDA.NET (BME:LLN)



Why invest in Lleida.net

Lleida.net's main focus: A \$9bn market

Target: Become a world-class player in the Global eSignature Market

Operational & Financial Performance

INVESTING CONSIDERATIONS

Lleida.net is a B2B SaaS company providing [digital witnessing in electronic contracts](#), based in Spain with sales in over 160 countries.

[A solid client base](#), a future-driven [R+D strategy](#) and [patent portfolio](#) in all the world's major markets are behind the continued increase in [sales and profits](#) enabling a [strong capital position](#).

Managed by founder and CEO, [Sisco Sapena](#), the person behind 70+ patents across the world.



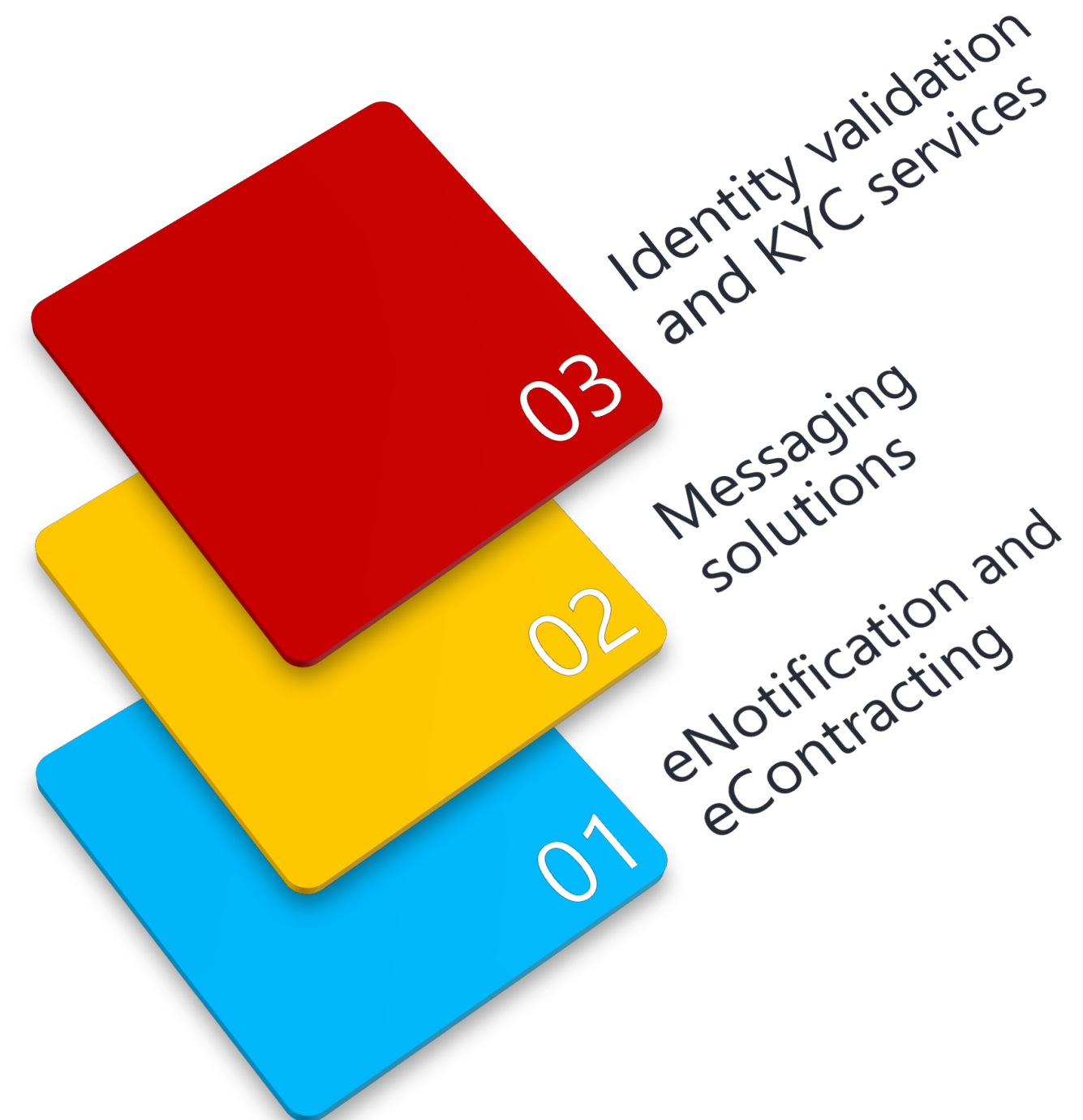
INVESTING CONSIDERATIONS

Top performer in three lines of business (Identity Validation and KYC Services, eNotification and eContracting, Messaging Solutions) to turn analogical processes into digital ones.

Based in Madrid, Lleida.net has a differentiated product portfolio in certified messaging with 70 patents in the main jurisdictions around the world.

It is a certified telecom operator in Spain, USA, Great Britain, France and Colombia. A powerful and efficient network of over 360 worldwide interconnections.

Significant operating leverage coming from managing increasing volumes of traffic with a relatively low cost base.



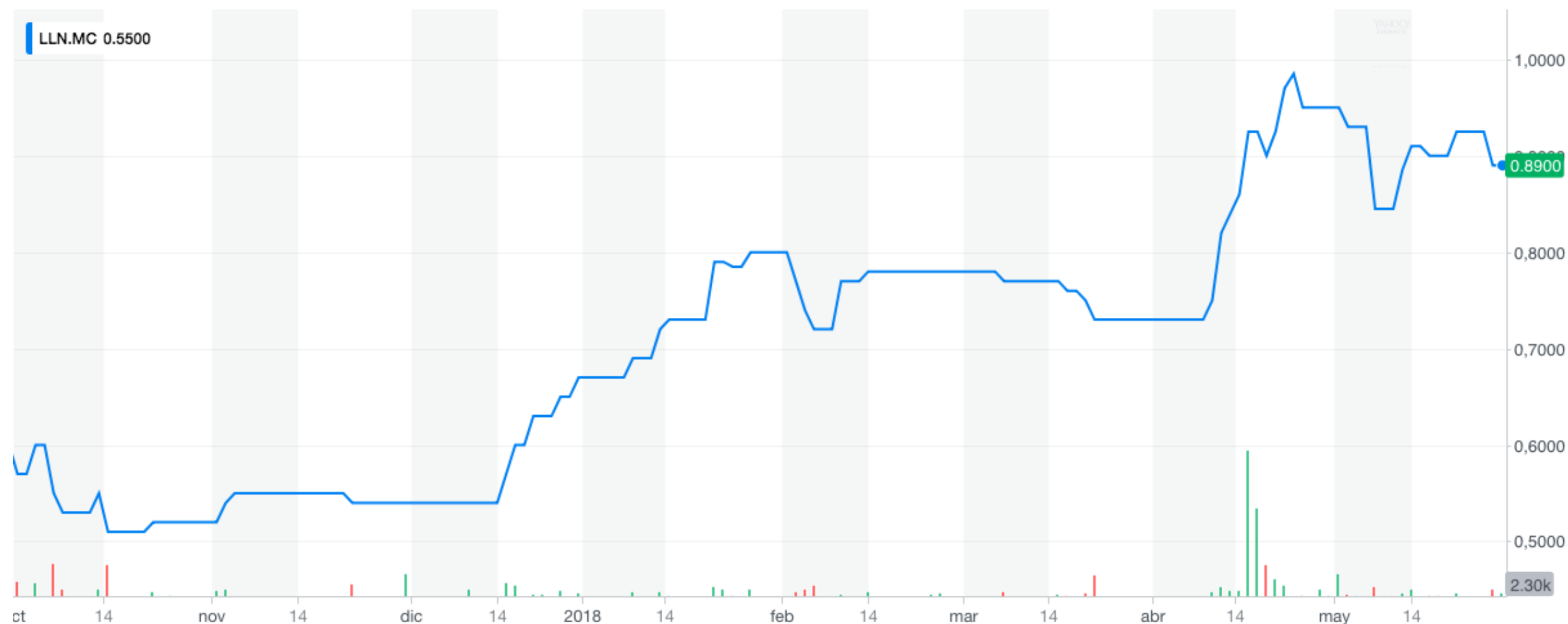
OUR EDGE

- ✓ Global SaaS Operator
- ✓ Globally Granted Intellectual Property
- ✓ More than 23 years turning to digital business processes
- ✓ Listed on MAB (Spain's Alternative Stock Market)
- ✓ Global footprint operating in 18 countries



OUR EDGE

- ✓ Listed on MAB in 2015, its stock market performance during 2018 has been remarkable.
- ✓ YTD return on equity is gone up 33% since Jan 1, and LLN stocks have recovered 56% since October 1st 2017.
- ✓ According to analysts, LLN stock is still undervalued and will experience price increase in the foreseeable future.
- ✓ Closing Price: 0,89€
- ✓ Market Cap: €14,28m



INVESTING IN LLEIDA.NET (BME:LLN)



Why invest in Lleida.net

Lleida.net's main focus: A \$9b market


Strategy: Becoming a world-class leader in the Global eSignature Market

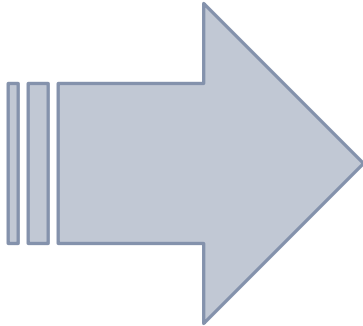
Operational & Financial Performance




**INVESTING IN LLEIDA.NET MEANS INVESTING IN
THE GLOBAL e-Signature MARKET, A MARKET THAT
WILL BE WORTH \$9B IN 2023.**

Market Growth Potential

\$1.5 billion

2017



x6
in 5 years



*GLOBAL E - SIGNATURE MARKET SIZE, SHARE, DEVELOPMENT, GROWTH AND DEMAND FORECAST TO 2023 - P&S Research

Market Overview

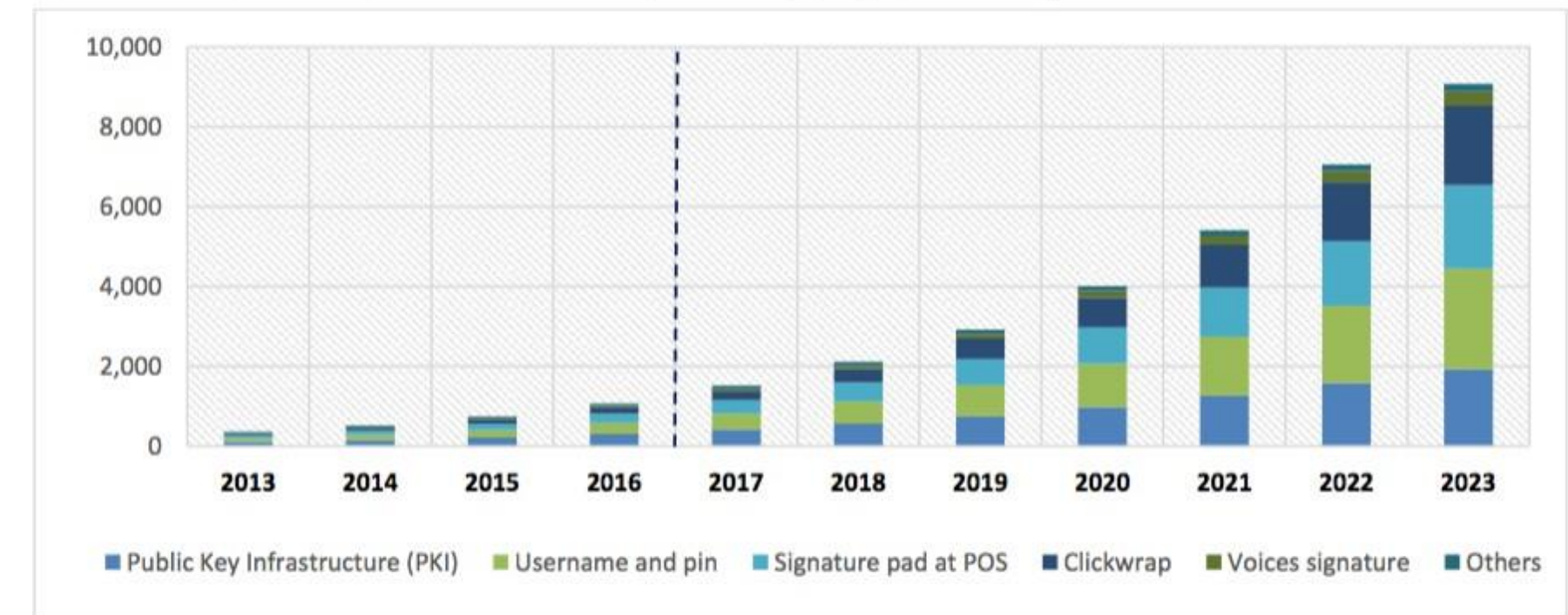
- ✓ There are over 75 countries globally that recognise the legal validity of eSignatures.
- ✓ North America will remain the largest market throughout the forecast period.
- ✓ The region is expected to generate 33% of the global revenue. Lleida.net has **four** patents in the country: Registered SMS, Registered Email, Registered Contracts, Registered Delivery.
- ✓ Legislative support to the eSignature technology is a growth driver taking place in all major markets.
- ✓ Growing security concern, rising government support coupled with rising adoption of advance technology in the developing countries, such as India, China, and Brazil, is expected to boost the demand of eSignature market in the period 2018-2023.

Market Overview

From 2020, three market drivers will boost the digital signature business, where Lleida.net is strong and global:

1. Increasing demand for security, workflow efficiency and supply chain enhancement in corporates
2. Legislative support to the e - signature technology
3. Increasing online documentation processes

FIG 12 GLOBAL E-SIGNATURE MARKET, BY TYPE, \$M (2013 - 2023)



Source: News Journals, Company Websites, Annual Reports, Expert Interviews and P&S Market Research Analysis

An Immediate Future for Lleida.net



Signature in electronic form is a natural development of the Internet.

It speeds up documentation processes and makes them secure.

eSignature is a growing niche in the United States, Europe, the Middle East and Latin America, and Lleida.net is putting all its efforts to be a leading provider of eSignature related Products and SaaS in all major markets.



**IN 2018, WE INVESTED OVER 1 MILLION EUROS IN
CONSOLIDATING OUR LEADING POSITION**

INVESTING IN LLEIDA.NET (BME:LLN)



Why invest in Lleida.net

Lleida.net's main focus: A \$9b market

Strategy: Becoming a world-class leader in the Global eSignature Market

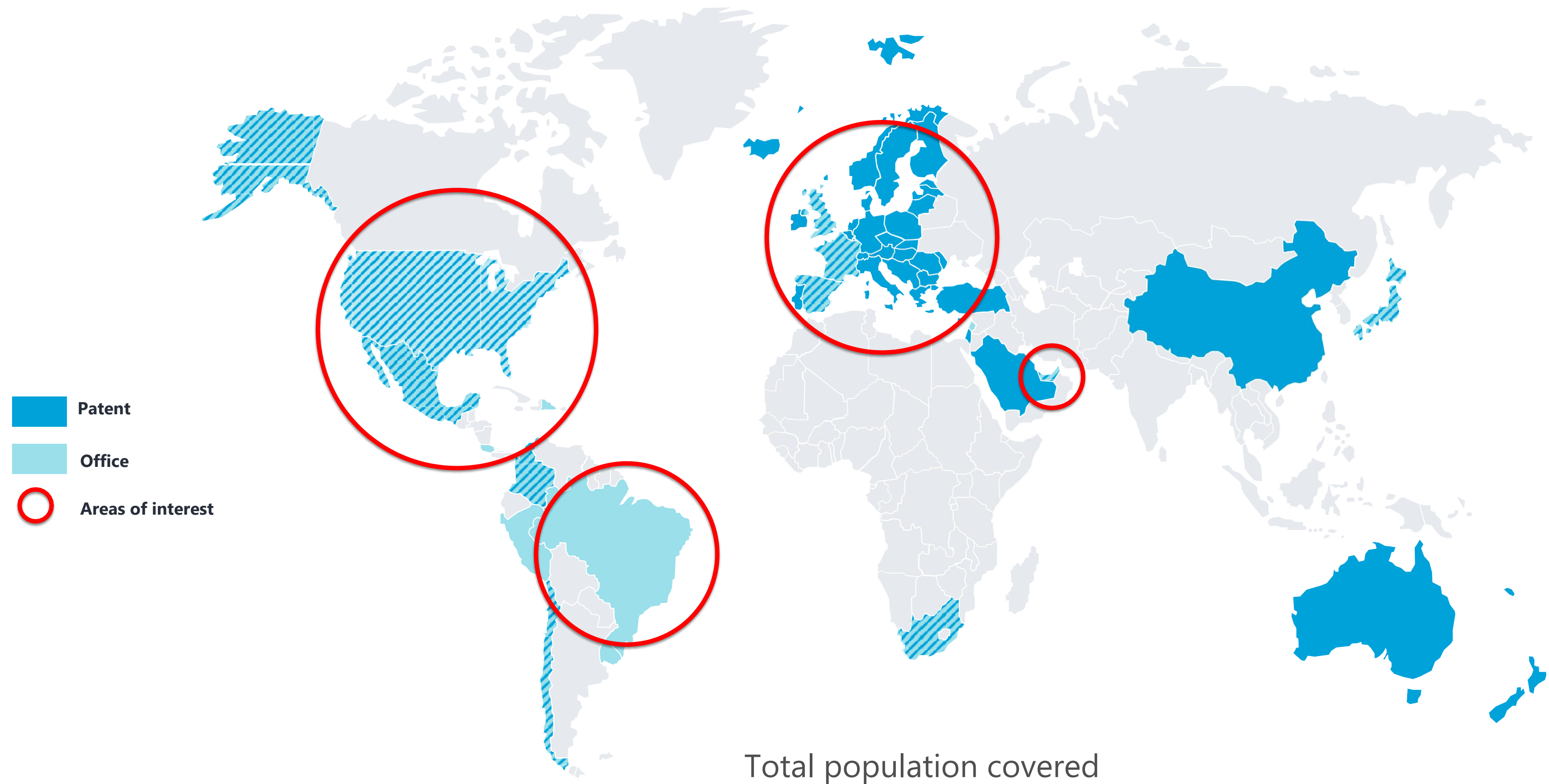
Operational & Financial Performance

Strategy: Becoming a world-class leader in the Global eSignature Market

We aim to gain market share by being ready for the eSignature revolution and being proactive,

- ✓ We are already operating in those markets that will grow in the next five years. LLEIDA.NET has offices in Madrid, Lleida, London, Miami and Bogota and subsidiaries in the United States, Latin America, India and Europe, plus country managers in Europe, Latin America, Africa and Asia including Japan).
- ✓ Lleida.net owns over 70 Intellectual Property patents covering the whole eSignature process.
- ✓ Lleida.net pioneer's position and strongly-focused R+D strategy will be key in developing new markets and creating new technologies.

Our Patents and Offices cover most of the World




Our Patents and Offices cover most of the World



2,900,000,000

R&D highlighted project launched in 2017



R&D highlighted project launched in 2018



CLICK & Sign 

LLEIDA.NET IS “RIDING” THE eSIGNATURE WAVE, AND EXPECTS AN ANNUAL TURNOVER OF MORE THAN €30M IN 2023, BEING GRANTED A WHOLE NEW SET OF PATENTS ALL OVER THE WORLD AND WORKS ON WINNING NEW INTERNATIONAL CONTRACTS IN ORDER TO OCCUPY A DETERMINING POSITION IN FIVE YEARS.



INVESTING IN LLEIDA.NET (BME:LLN)



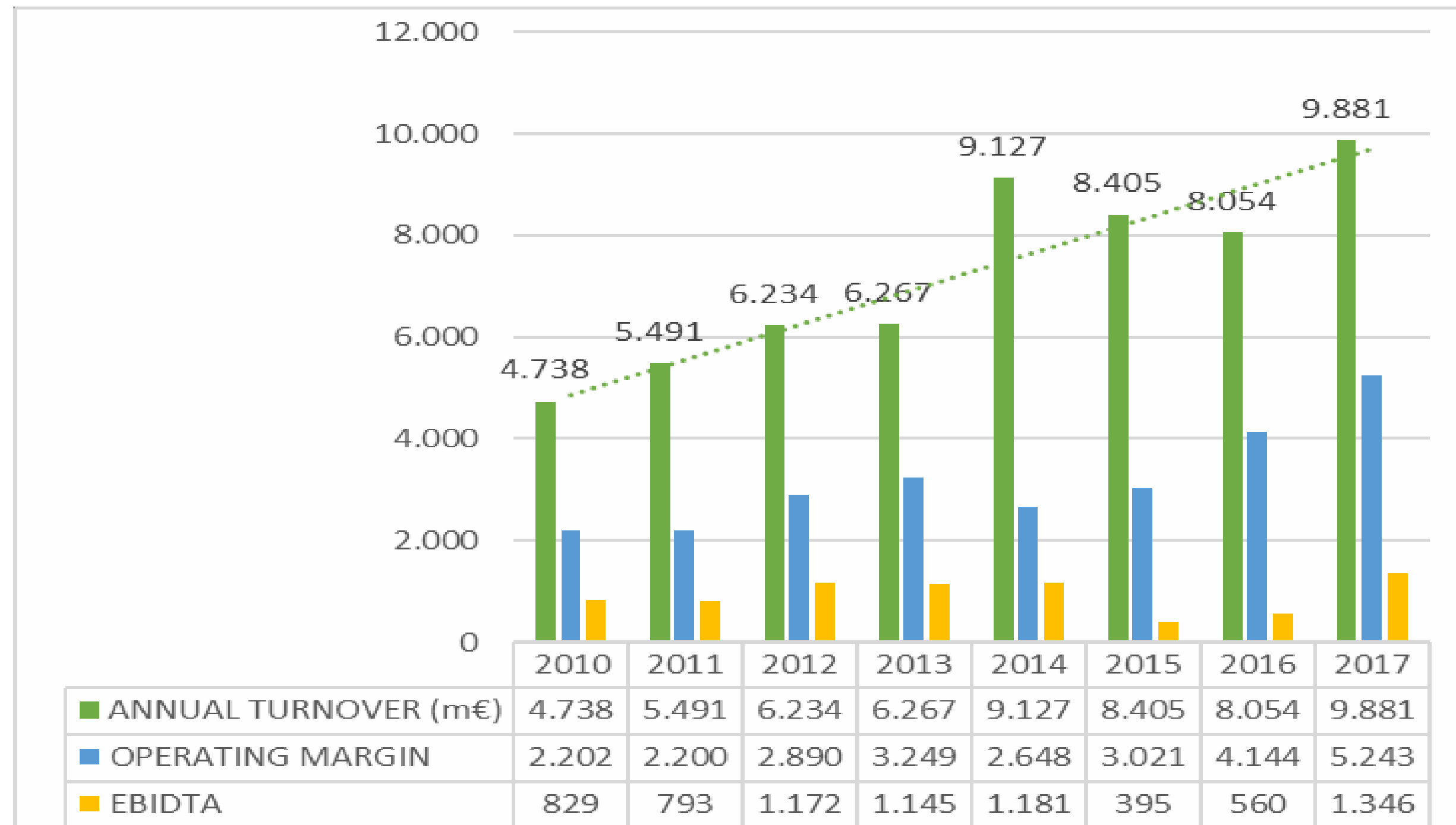
Why invest in Lleida.net

Lleida.net's main focus: A \$9b market

Strategy: Becoming a world-class leader in the Global ESignature Market

Operational & Financial Performance

Solid annual turnover (thousand €)



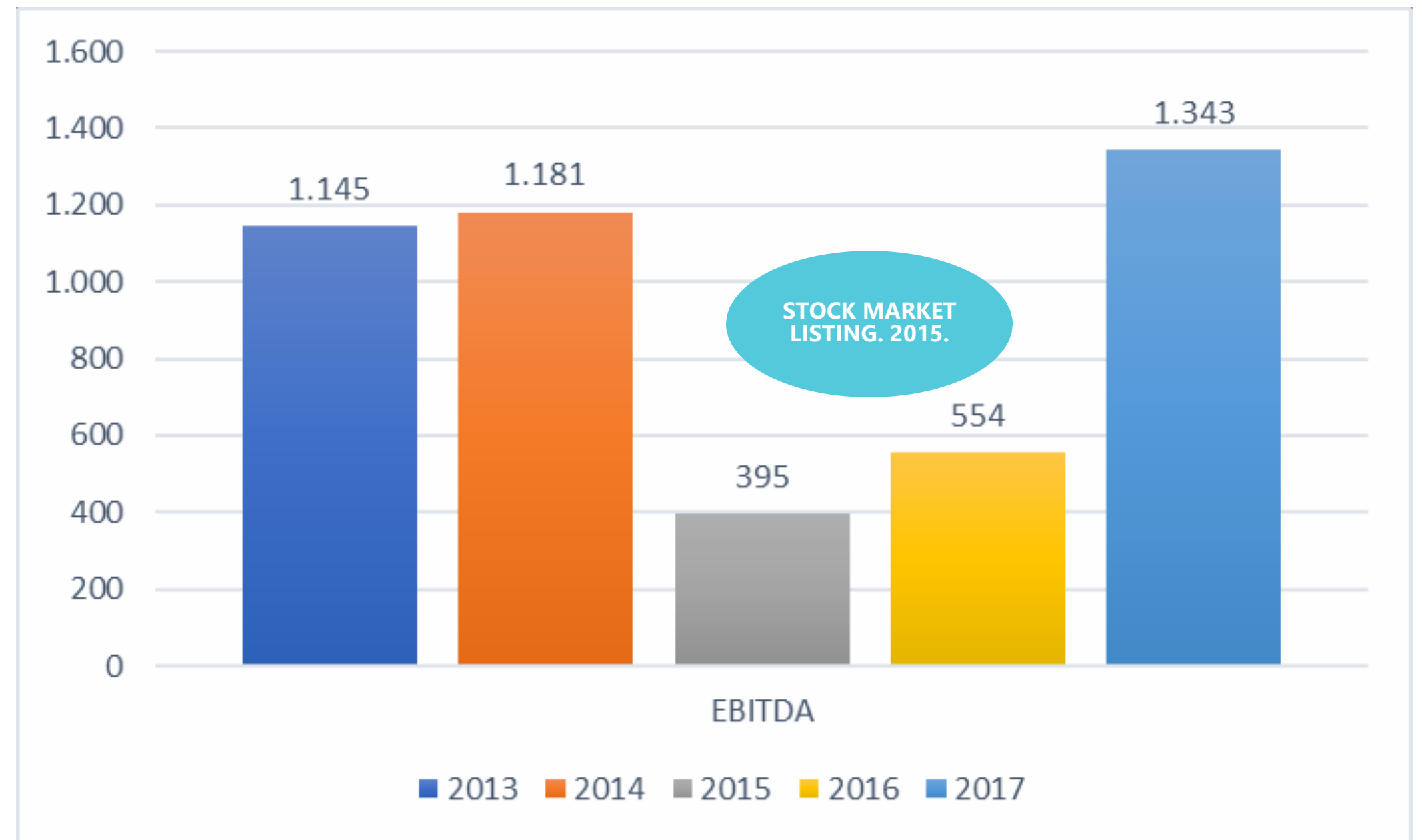
Consistent Sales throughout the past five years

Preliminary sales in January 2018 exceed up to 60 % those of the same period 2017

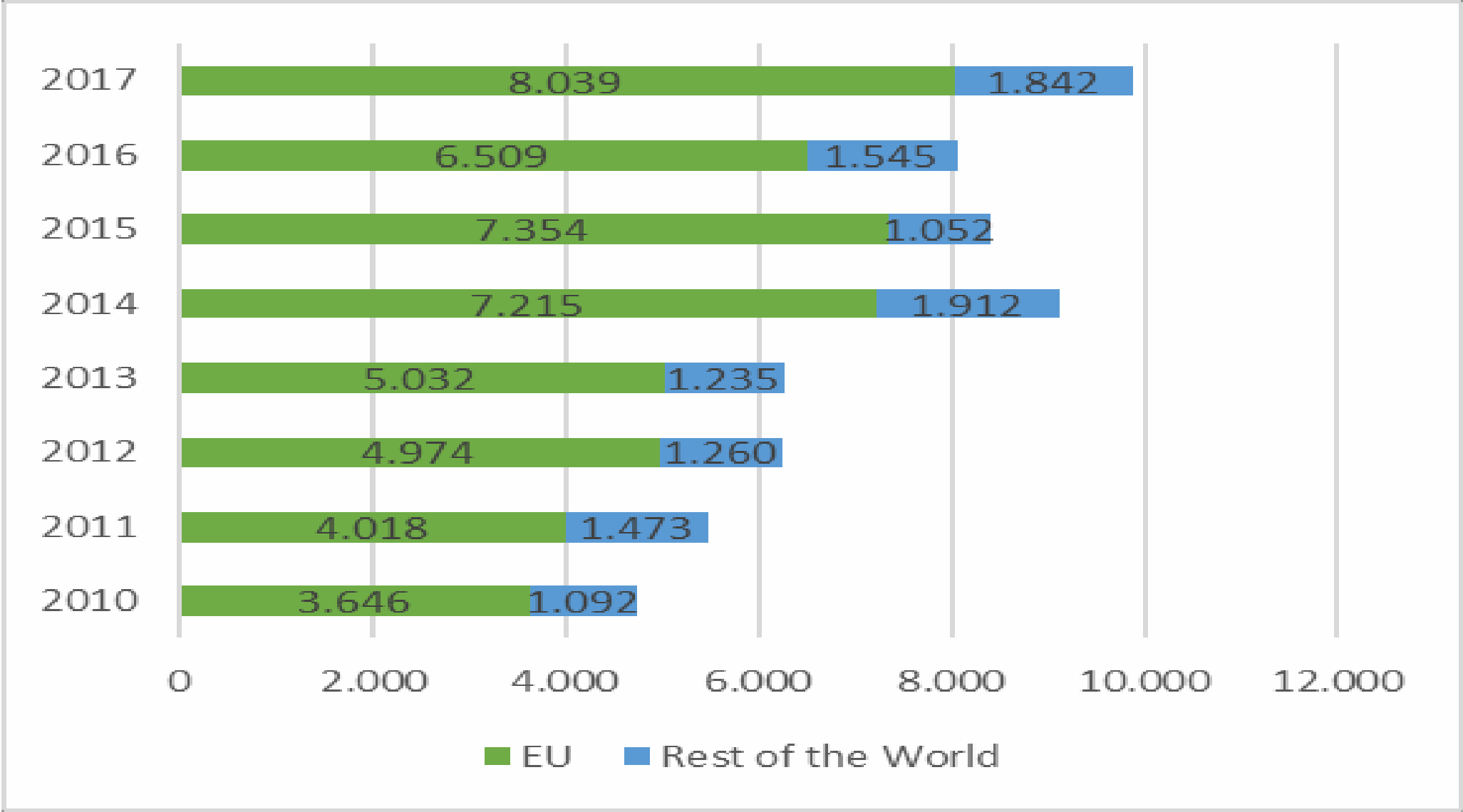
Solid annual turnover (thousand €)

Increase in EBITDA, 240% since 2015 derived from:

- ✓ High growth in the certificated communication sales
- ✓ Cost optimization



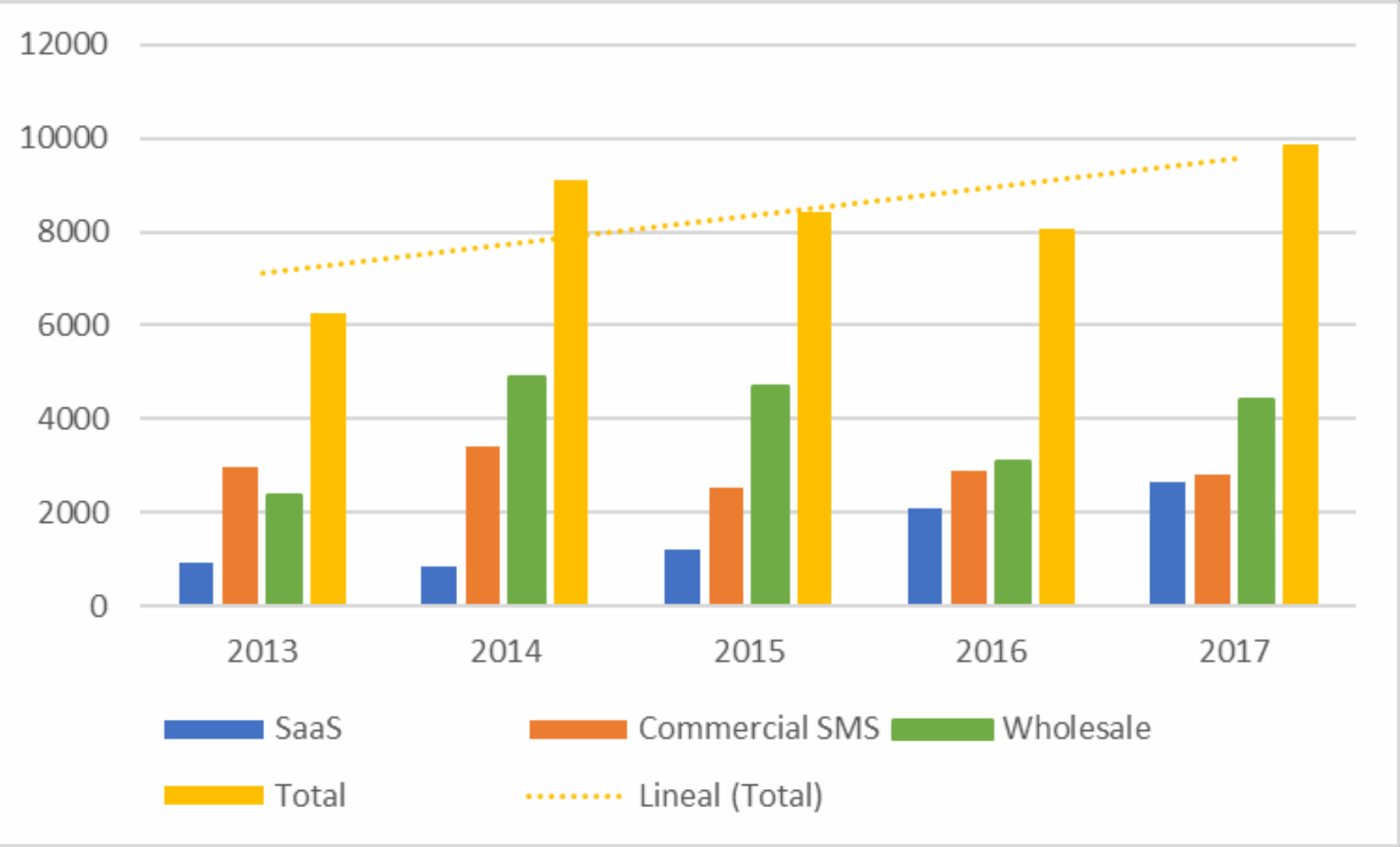
Increasing sales Europe and worldwide



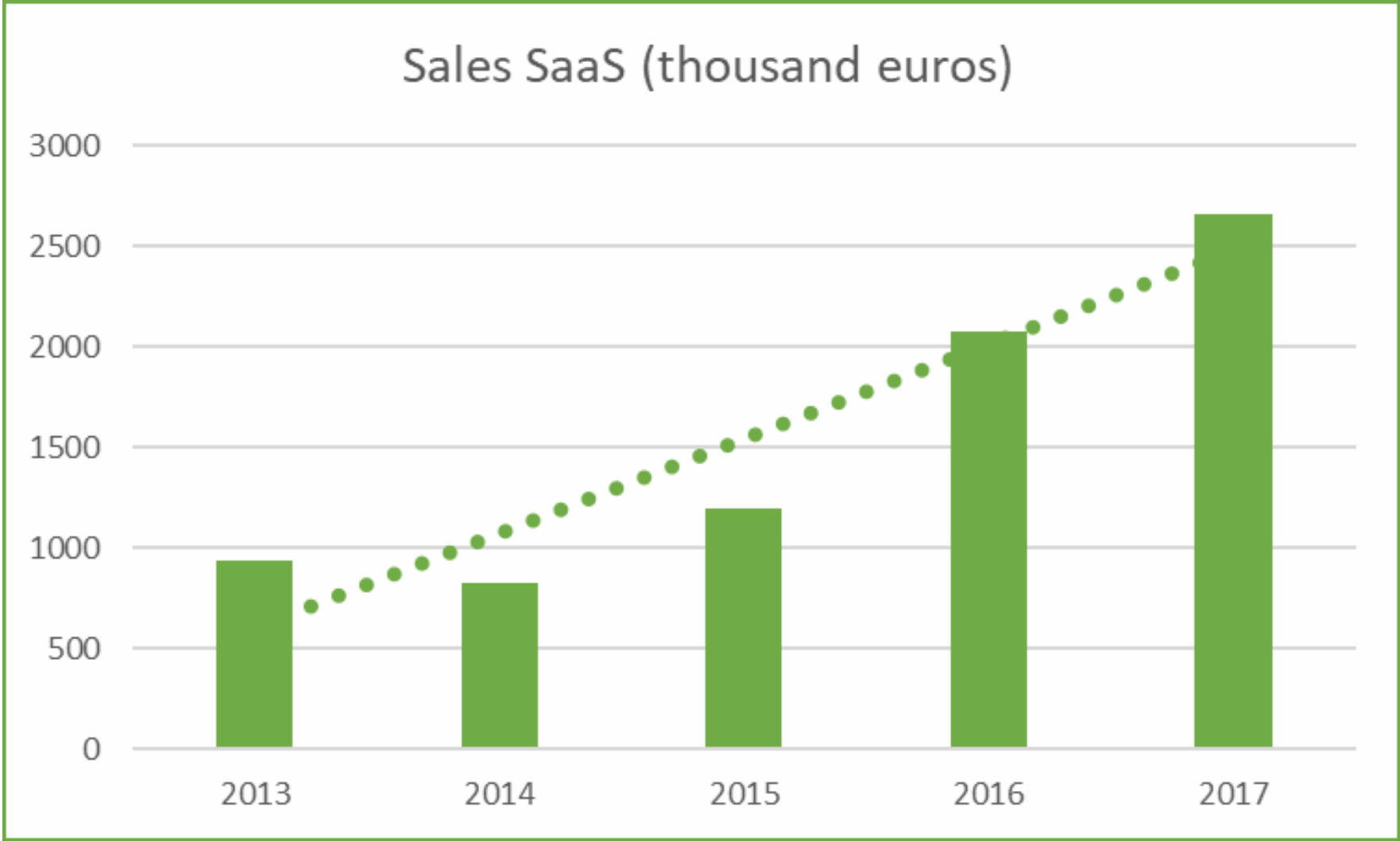
(thousand €)	2010	2011	2012	2013	2014	2015	2016	2017
Eu	3646	4018	4974	5032	7215	7354	6509	8039
Rest of the world	1092	1473	1260	1235	1912	1052	1545	1842
Total SALES	4738	5491	6234	6 266	9 127	8 406	8 054	9 881

Growth in all product lines

Sales by product line (thousand €)

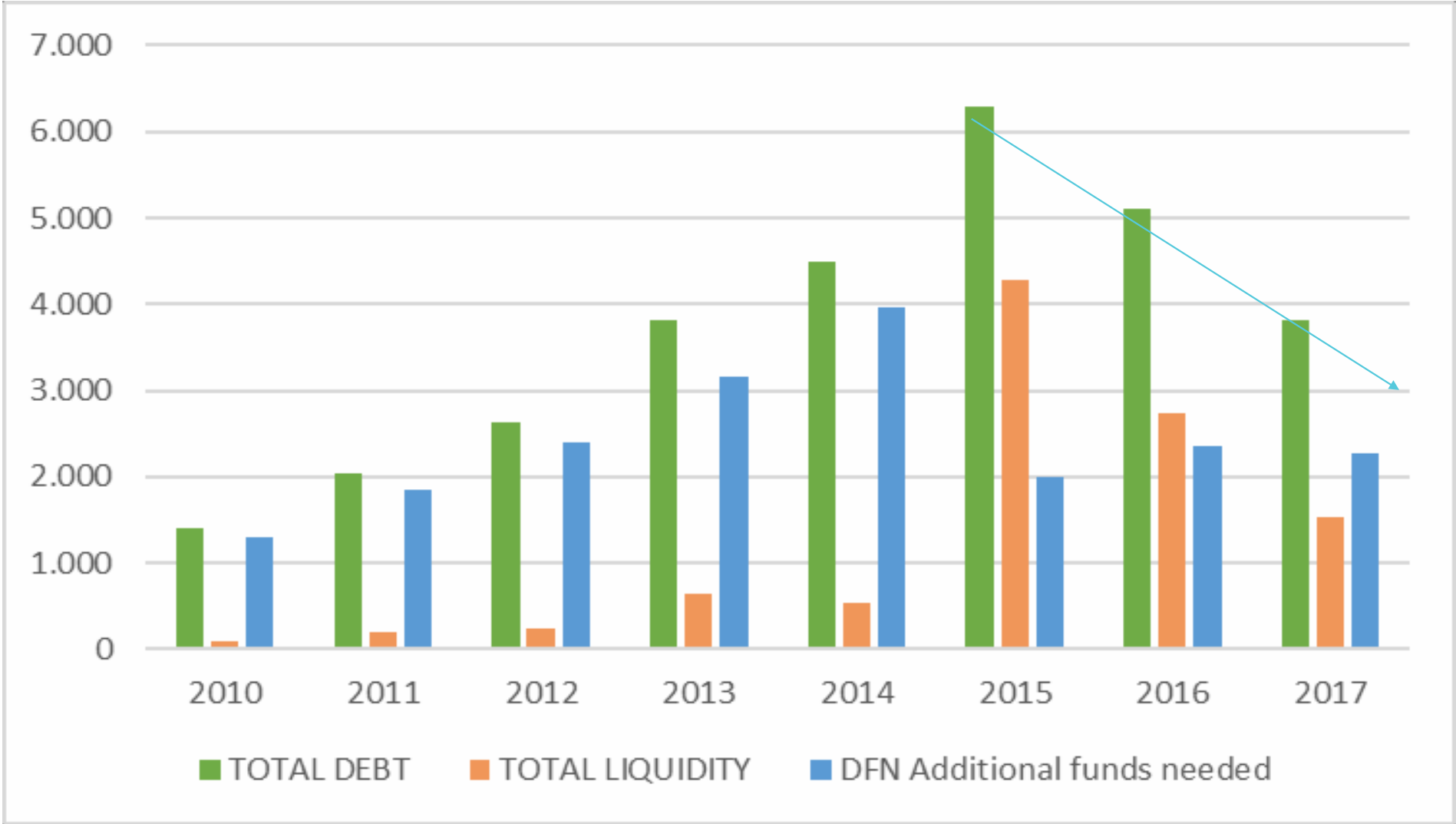


Increasing SaaS sales



Sales by Product (thousand€)	2013	2014	2015	2016	2017
SaaS	937	828	1 201	2 079	2 660
Commercial SMS	2.969	3 401	2512	2 891	2 827
Wholesale	2.361	4 898	4 692	3 084	4 394
Total	6.267	9 127	8 405	8 054	9 881

Constantly declining debt



	2010	2011	2012	2013	2014	2015	2016	2017
Long term financial debt.	745	1032	1172	1526	2464	2516	1923	1071
Short term financial debt.	654	1000	1470	2279	2034	3770	3185	2753
Total debt	1399	2032	2642	3805	4498	6286	5108	3824
Cash flow	72	75	50	254	141	4033	1494	530
IFT/FTT	33	115	203	400	400	250	1253	1012
Total liquidity	105	190	253	654	541	4283	2747	1542
DFN Additional funds needed	1294	1842	2389	3151	3957	2003	2361	2282

2018 GOALS

- **Maintain high double digit sales growth**
- **Increase annual turnover four-fold in five years**
- **Increase internationalization**
- **Maintain state of the art product portfolio. New patents.**
- **Sustained margins and low financial leverage**
- **Increase positive cash generation**



Notes and forward - looking statements

This document contains statements related to our future business and financial performance and future events or developments involving Lleida.net that may constitute forward - looking statements. These statements may be identified by words such as “expect,” “look forward to,” “anticipate,” “intend,” “plan,” “believe,” “seek,” “estimate,” “will,” “project” or words of similar meaning. We may also make forward - looking statements in other reports, in presentations, in material delivered to shareholders and in press releases. In addition, our representatives may from time to time make oral forward - looking statements. Such statements are based on the current expectations and certain assumptions of Lleida.net’s management, of which many are beyond Lleida.net’ control. These are subject to a number of risks, uncertainties and factors, including, but not limited to those described in disclosures, in particular in the chapter Risks in t he Annual Report. Should one or more of these risks or uncertainties materialize, or should underlying expectations not occur or assumptions prove incorrect, actual results, performance or achievements of Lleida.net may (negatively or positively) vary materially from those described explicitly or implicitly in the relevant forward - looking statement. Lleida.net neither intends, nor assumes any obligation, to update or revise these forward - looking statements in light of developments which differ from those anticipated.

This document includes – in the applicable financial reporting framework not clearly defined – supplemental financial measures t hat are or may be alternative performance measures (non - GAAP - measures). These supplemental financial measures should not be viewed in isolation or as alternatives to measures of Lleida.net’ net assets and financial positions or results of operations as presented in accordance with the applicable financial reporting framework in its Consolidated Financial Statements. Other companies that report or describe similarly titled alternative performance measures may calculate them differently.

Due to rounding, numbers presented throughout this and other documents may not add up precisely to the totals provided and percentages may not precisely reflect the absolute figures.



inversores@lleida.net

www.lleida.net



20 years
turning to digital
business processes



Lleida · Barcelona · Madrid · London · Miami · Paris · New Delhi · Santiago de Chile · Bogotá · São Paulo · Tokyo
Santo Domingo · Cape Town · Montevideo · Johannesburg · San José · Lima · Mexico City