



Lleida.net

La Primera Operadora Certificadora

EN https://investors.lleida.net/docs/en/20220112_HRelev.pdf

ES https://investors.lleida.net/docs/es/20220112_HRelev.pdf

ZH https://investors.lleida.net/docs/zh/20220112_HRelev.pdf

Madrid, le 12 janvier 2022

Autres Informations Pertinentes
LLEIDANETWORKS SERVEIS TELEMÀTICS S.A.

Aperçu de la production de 2021 et 4q2021

Conformément aux dispositions de l'article 17 du Règlement (UE) n 596/2014 concernant l'abus du marché et de l'article 228 du texte refondu de la Loi du Marché des actions, approuvé par le RDL 4/2015 du 23 octobre, et des dispositions concordantes, ainsi qu'en vertu des dispositions de la circulaire 3/2020 du BME MFT Equity concernant les données à fournir par les entreprises en croissance, par la présente, LLEIDANETWORKS SERVEIS TELEMÀTICS S.A : (désormais « Lleida.net » ou « la Société » ou « l'entreprise »), met à votre disposition les informations suivantes, élaborées sous la responsabilité de l'expéditeur et ses administrateurs :

Au cours de l'année 2021 et du quatrième trimestre de l'année dernière, les données de production des services SaaS ont été les suivantes :

- 4 326 000 Contrats électroniques certifiés Standard API en 2021, 1 321 000 au quatrième trimestre 2021.
- 17 032 000 Courriels certifiés en 2021, 4 934 000 au quatrième trimestre 2021.
- 4 847 000 Contrats SMS certifiés en 2021, 1 194 000 au quatrième trimestre 2021.
- 7 973 000 SMS certifiés en 2021, 2 553 000 au quatrième trimestre 2021.
- 4 830 000 Envois par courrier en 2021, 1 113 000 au quatrième trimestre 2021.
- 3 216 000 Envois certifiés par Openum en 2021, 2 254 000 au quatrième trimestre 2021.

Ces chiffres sont les meilleurs résultats de production de l'histoire de l'entreprise et représentent une augmentation de 532% depuis 2018. La présentation ci-jointe contient les données totales, ainsi que les données détaillées par service annuel et la comparaison des quatrième trimestres des quatre dernières années.

Cordialement

À Madrid, le 12 janvier 2022.



Lleida.net

(OTCQX:LLEIF · EPA:ALLN · BME:LLN)

SaaS PRODUCTION PREVIEW

COMPARATIVE YEARS 2018-2019-2020-2021

COMPARATIVE Q4 2018-2021

LLEIDA.NET REGISTERED SERVICES PRODUCTION DURING 2018-2021

We analyse:

- Production of transactions of **Click & Sign** Standard
- Production of **Registered Email**
- Production of **Registered SMS contract**
- Production of **Registered SMS**
- Production of **Mailer**
- Production of **Openum**

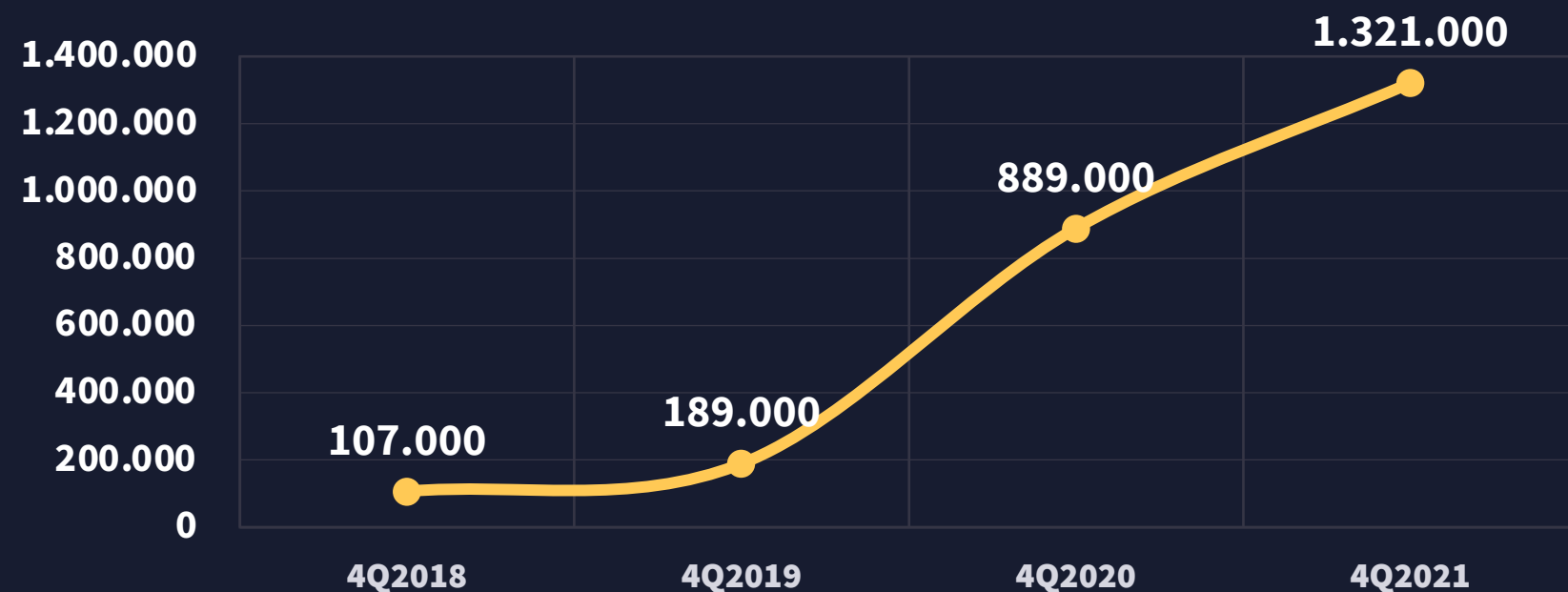
LLEIDA.NET REGISTERED SERVICES PRODUCTION DURING 2018-2021

CLICK & SIGN STANDARD, YEAR TOTAL



Production of workflows
Click & Sign Standard

CLICK & SIGN STANDAR , Q4 TRAFFIC



API contract signature production issued by customers has increased over the last 4 years. Q4 has seen the highest number of contracts in 2021. Most traffic comes from telco and insurance contracts in Europe, consumer finance in Latin America, Spain and Eastern Europe, loan services by fintech in Latin America and healthcare services in Latin America.

LLEIDA.NET REGISTERED SERVICES PRODUCTION DURING 2018-2021

REGISTERED EMAIL , YEAR TOTAL



Production of Registered Email

REGISTERED EMAIL , Q4 TRAFFIC



Registered Email grew 5.5 times in volume over the last 4 years, and Q4 continues to be the fastest-growing quarter of the year. Traffic comes mainly from insurance companies in Latin America, utilities in Europe and Latin America, and notification from government services where Lleida.net provides services.

LLEIDA.NET REGISTERED SERVICES PRODUCTION DURING 2018-2021

SMS CONTRACT, YEAR TOTAL



Production of Registered SMS Contract

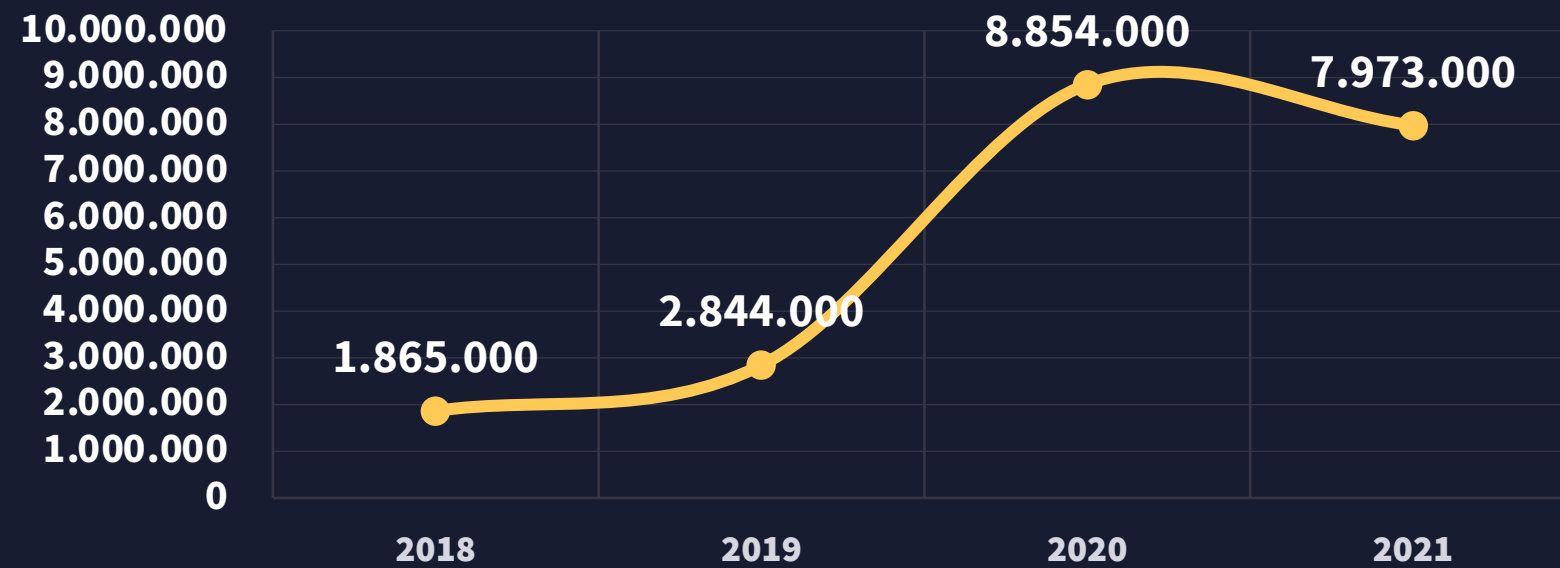
SMS CONTRACT, Q4 TRAFFIC



Registered SMS Contract traffic has increased fivefold over the last 4 years, but it is worth noting that this traffic is not heavily focused during the last quarter of the year, along with the migration of a part of it to the Click&Sign standard service. Traffic comes mainly from utility providers (electricity and gas) in Spain and Europe.

LLEIDA.NET REGISTERED SERVICES PRODUCTION DURING 2018-2021

REGISTERED SMS, YEAR TOTAL



Production of Registered SMS

REGISTERED SMS, Q4 TRAFFIC



Registered SMS traffic has quadrupled over the last 4 years and has been redistributed throughout the year instead of focusing on the last period as seen in 2020. Registered SMS's growth has been diverted to the Openum service, allowing more content to be communicated along with SMS. Most of the traffic comes from insurance and utility claims in Europe, financial defaults, insurance contracts in Europe and financing contracts in Spain.

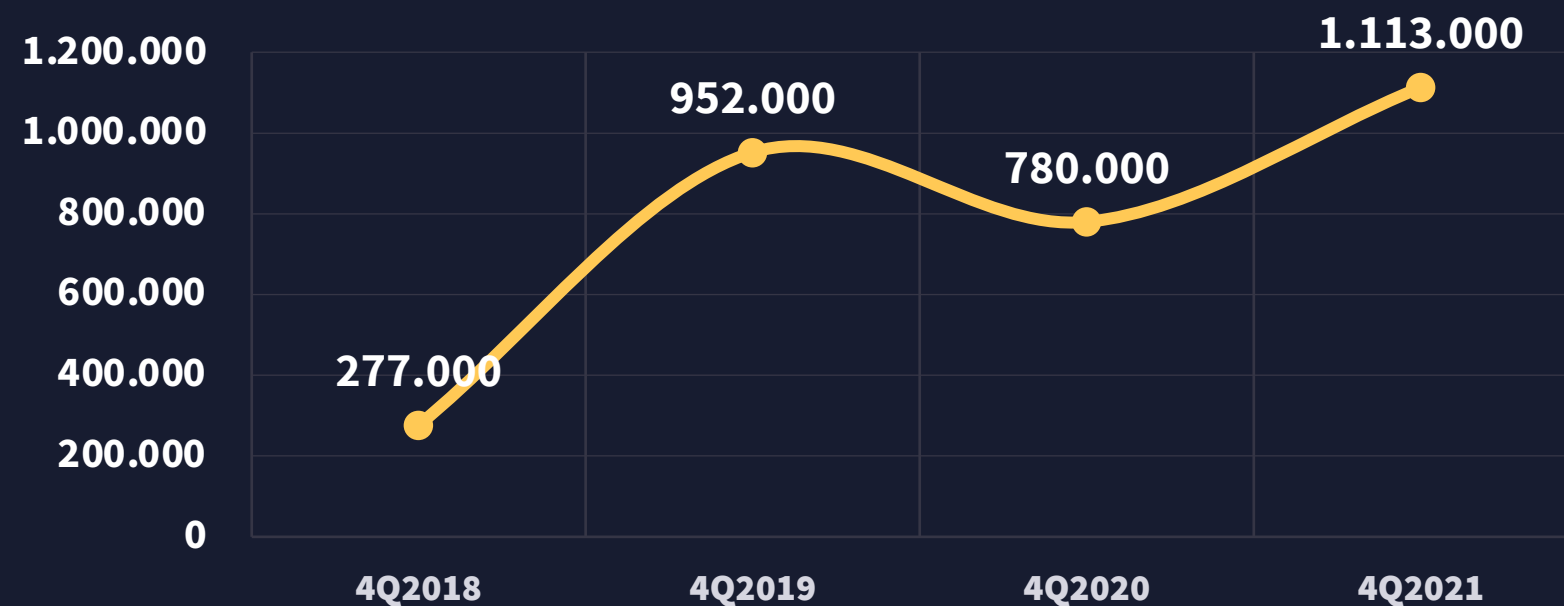
LLEIDA.NET REGISTERED SERVICES PRODUCTION DURING 2018-2021

MAILER, YEAR TOTAL



Production of Mailer

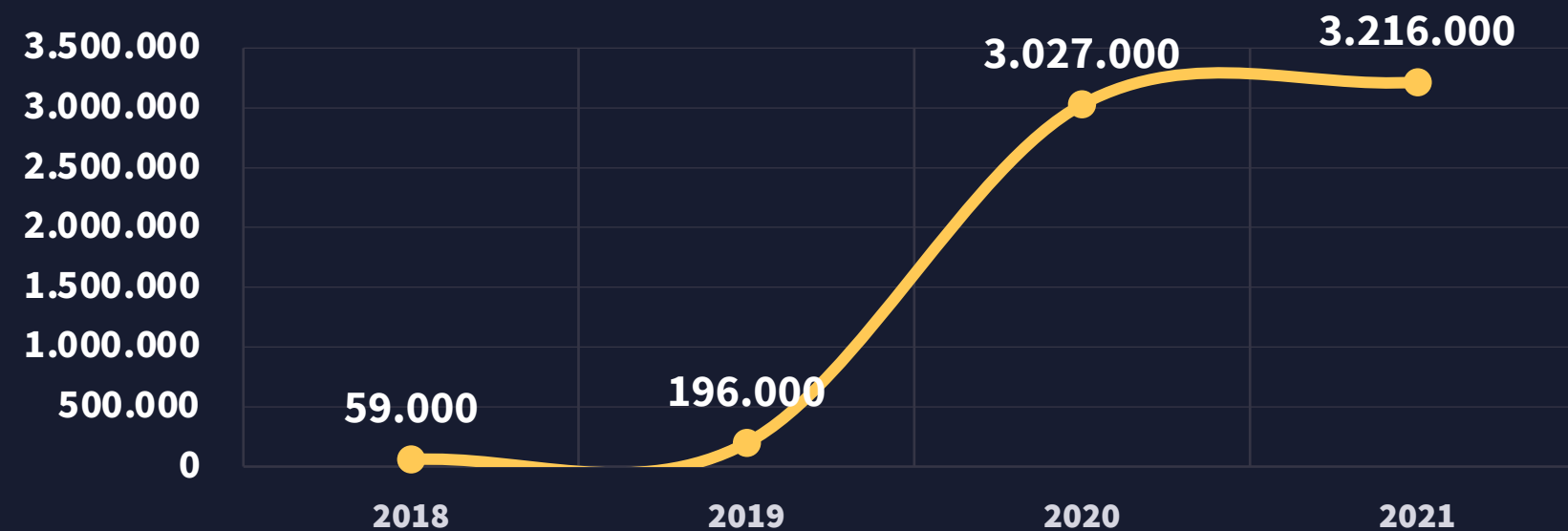
MAILER, Q4 TRAFFIC



Lleida.net has developed Mailer to send standard or registered bulk emails rapidly and massively. It has tripled over the last 4 years due to the challenge of sending bulk emails quickly through conventional tools and to the use of the service by large companies with many customers who need to communicate almost simultaneously.

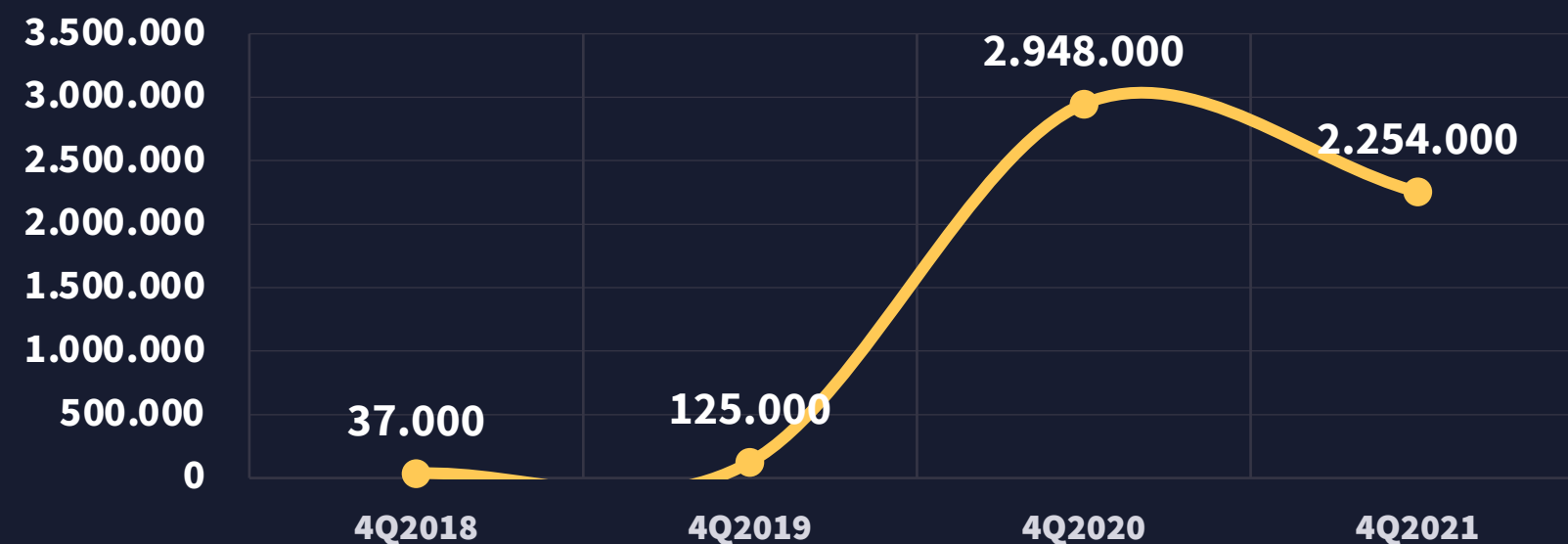
LLEIDA.NET REGISTERED SERVICES PRODUCTION DURING 2018-2021

OPENUM, YEAR TOTAL



Production of Openum

OPENUM, Q4 TRAFFIC



Openum is the notification service providing proof of access to content on the recipient's side. It has experienced exponential growth over the last two years, and it is compatible with the EIDAS service.

Openum was formerly focused on the last quarter of the year, but its growth is consolidating throughout the year.



Lleida.net

(OTCQX:LLEIF · EPA:ALLN · BME:LLN)

ir@lleida.net

investors.lleida.net