

**Madrid, 26 May 2025**

**Other relevant information**

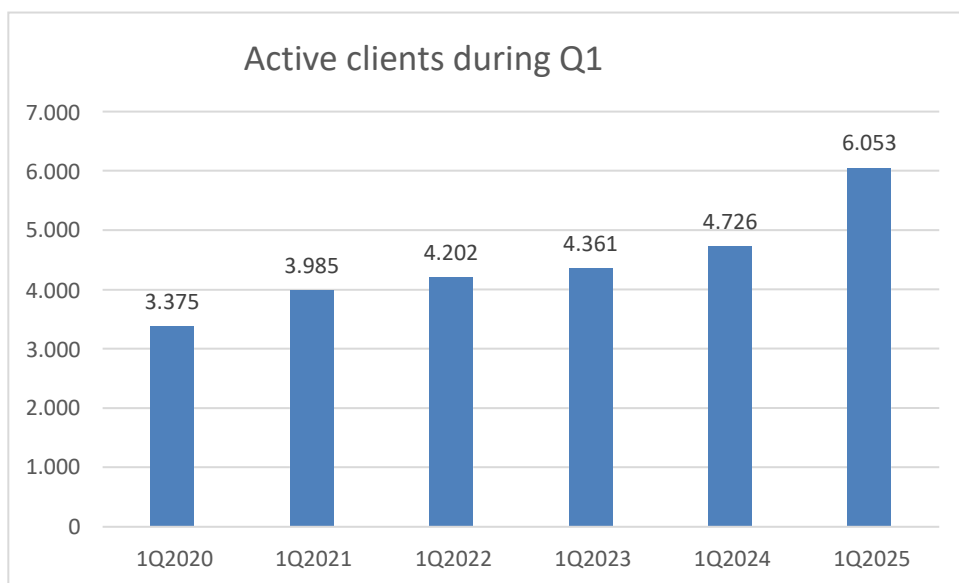
**LLEIDANETWORKS SERVEIS TELEMÀTICS, S.A.**

**Lleida.net's number of active clients surges by 25% in Q1 2025 compared to Q1 2024**

In accordance with the provisions of Article 17 of Regulation (EU) No. 596/2014 on market abuse, Article 227 of Law 6/2023, of March 17, on Securities Markets and Investment Services, and related provisions, as well as Circular 3/2020 of the BME Growth segment of BME MTF Equity regarding the information to be provided by Growth Companies, LLEIDANETWORKS SERVEIS TELEMÀTICS S.A.: (hereinafter "Lleida.net" or the "Company" or the "Enterprise" ) brings to your attention the following information that has been prepared under the exclusive responsibility of the issuer and its administrators:

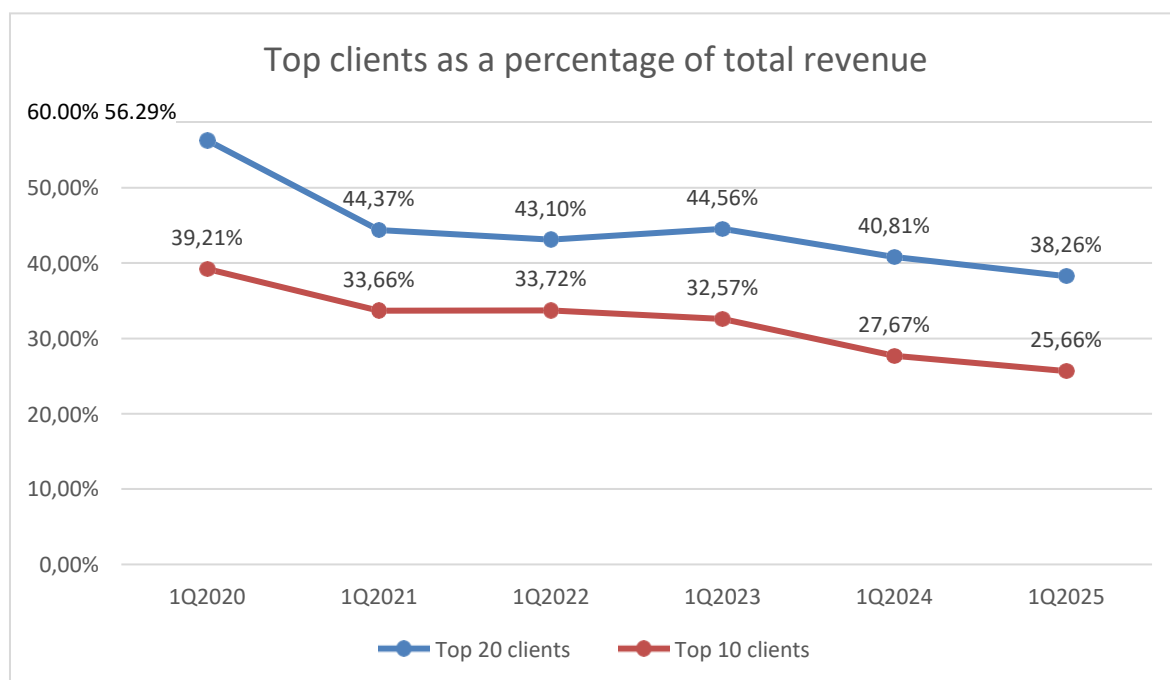
The Spanish-listed company Lleida.net (BME:LLN) (EPA:ALLN) (OTCQX:LLEIF) increased its number of active clients by 25.07% during the first quarter of 2025, reaching 6,053 clients.

Active clients are defined as those who have generated at least one invoice within the past 24 months.



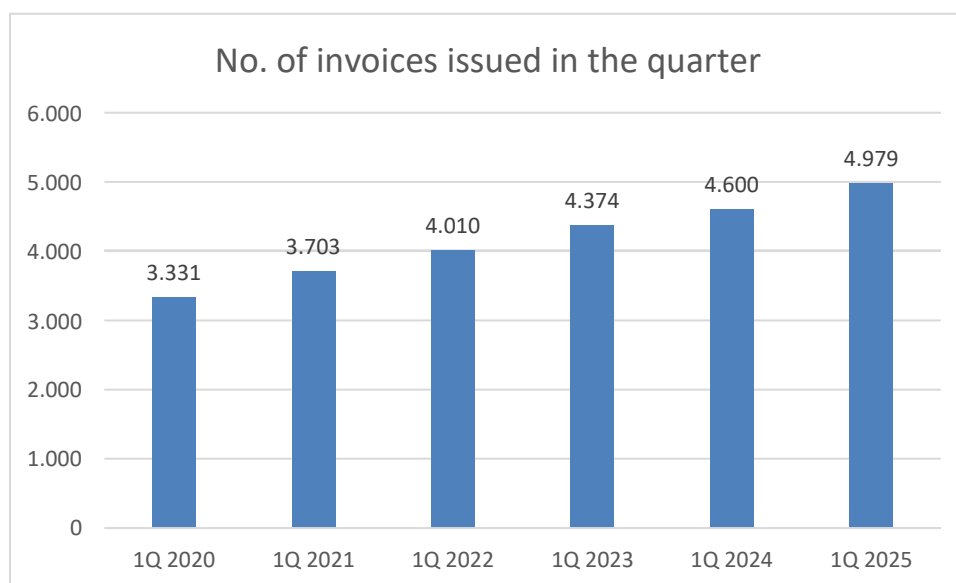
Similarly, during this first period of 2025, international billed clients made up 51.96%, while those from Spain accounted for 48.04%

The dependency on and diversification of the top 10 and top 20 clients during this first quarter, in comparison with the same quarters in previous years, is as follows:



Showing a clear decrease in dependency on key clients and greater diversification in the number of high-recurring revenue clients.

Likewise, the number of invoices issued during this first quarter is as follows, compared to previous quarters:

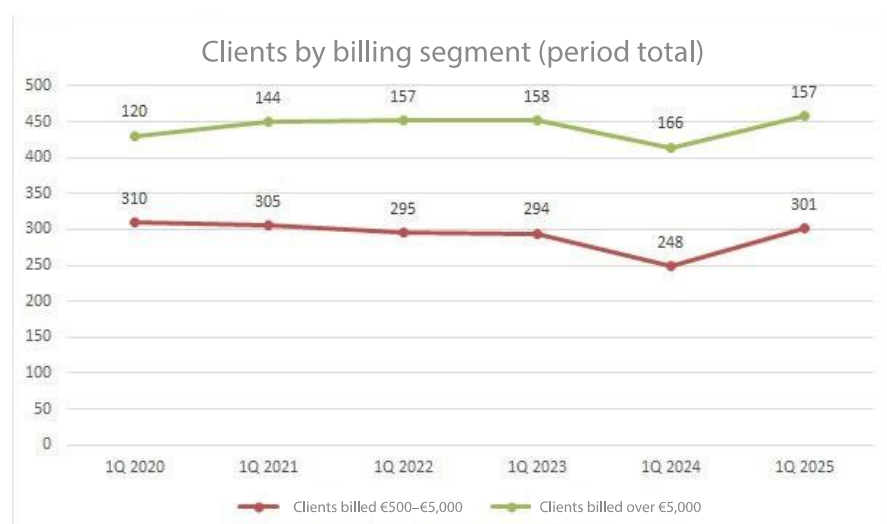


Regarding average client billing based on segmentation by invoiced amounts in Q1 2025, and compared with previous first quarters, the following figures are reported:

	1Q 2020	1Q 2021	1Q 2022	1Q 2023	1Q 2024	1Q 2025
Average amount up to €500	81	80	80	78	73	64
Average amount between €500 and €5.000	1.865	1.770	1.934	1.768	1.636	1.743
Average amount over €5.000	28.218	23.362	29.029	25.736	25.283	29.666

In the low-usage client segment, the average billing stood at €64 during this first quarter. In the segment comprising clients with monthly billing between €500 and €5,000, the average reached €1,743, representing the second-highest figure in the last six years. Finally, among clients invoiced over €5,000 in the quarter, the average billing reached a record high of €29,666 per client, the highest in the past six years.

This average billing is based on the following number of clients, broken down according to the same classification:



Note: An active client is defined as one who has received at least one invoice in the past 24 months. The following two charts reflect only those clients who were invoiced at least once during the quarter and, therefore, do not represent the total active client base.

For any further clarifications, we remain at your disposal.

Madrid, 26 May 2025

Francisco Sapena Soler

CEO and Chairman of the  
Board



Digitally signed by  
40897755Y  
FRANCISCO JOSE  
SAPENA  
(R:A25345331)