



Lleida.net

La Primera Operadora Certificadora

ES https://investors.lleida.net/docs/es/20211013_HRelev.pdf

FR https://investors.lleida.net/docs/fr/20211013_HRelev.pdf

ZH https://investors.lleida.net/docs/zh/20211013_HRelev.pdf

Madrid, 13 October 2021

Other relevant information
LLEIDANETWORKS SERVEIS TELEMÀTICS, S.A.

Q3 2021 production preview
Total SaaS production in the Q3 exceeds that of 2020 as a whole.

Under the provisions of Article 17 of the Regulation (EU) No 596/2014 regarding market abuse and article 228 of the modified text of the Spanish Stock Market Act, approved by Spanish Royal Legislative Decree 4/2015, of 23 October and related provisions, as well as Circular 3/2020 of BME MFT Equity on information to be provided by Growing Companies, we are hereby informing you of the following information relating to LLEIDANETWORKS SERVEIS TELEMÀTICS, SA: (hereinafter "Lleida.net", or the "Company" or the "Enterprise") brings to your attention the following information that has been prepared under the exclusive responsibility of the issuer and its administrators:

The production data for registered services during Q3 is as follows:

- 1,212,000 API Registered electronic contracts, 3 million in 2021
- 4,305,000 Registered Emails, 12.3 million in 2021
- 1,101,000 Registered SMS Contracts, 3.7 million in 2021
- 1,210,000 Registered SMS, 3.8 million in 2021

These figures prove that in Q3, the total output figures for 2020 have been beaten, setting a new all-time production record, with the fourth quarter being the most productive quarter for SaaS effects.

Please find attached in the following presentation the total data and the detailed data by service, quarter, and year.

Best regards.

Madrid 13 October 2021



Lleida.net

SaaS production preview

2021 FISCAL YEAR

3Q 2021

LLEIDA.NET REGISTERED SERVICES PRODUCTION DURING 3Q 2021 AND COMPARATIVE DATA

We analyse:

- SaaS Services Production during 3Q2021
- Production of Click&Sign API active workflows
- Production of transactions of Click&Sign API
- Production of Registered email
- Production of Registered SMS contract
- Production of Registered SMS

LLEIDA.NET REGISTERED SERVICES PRODUCTION DURING 3Q 2021

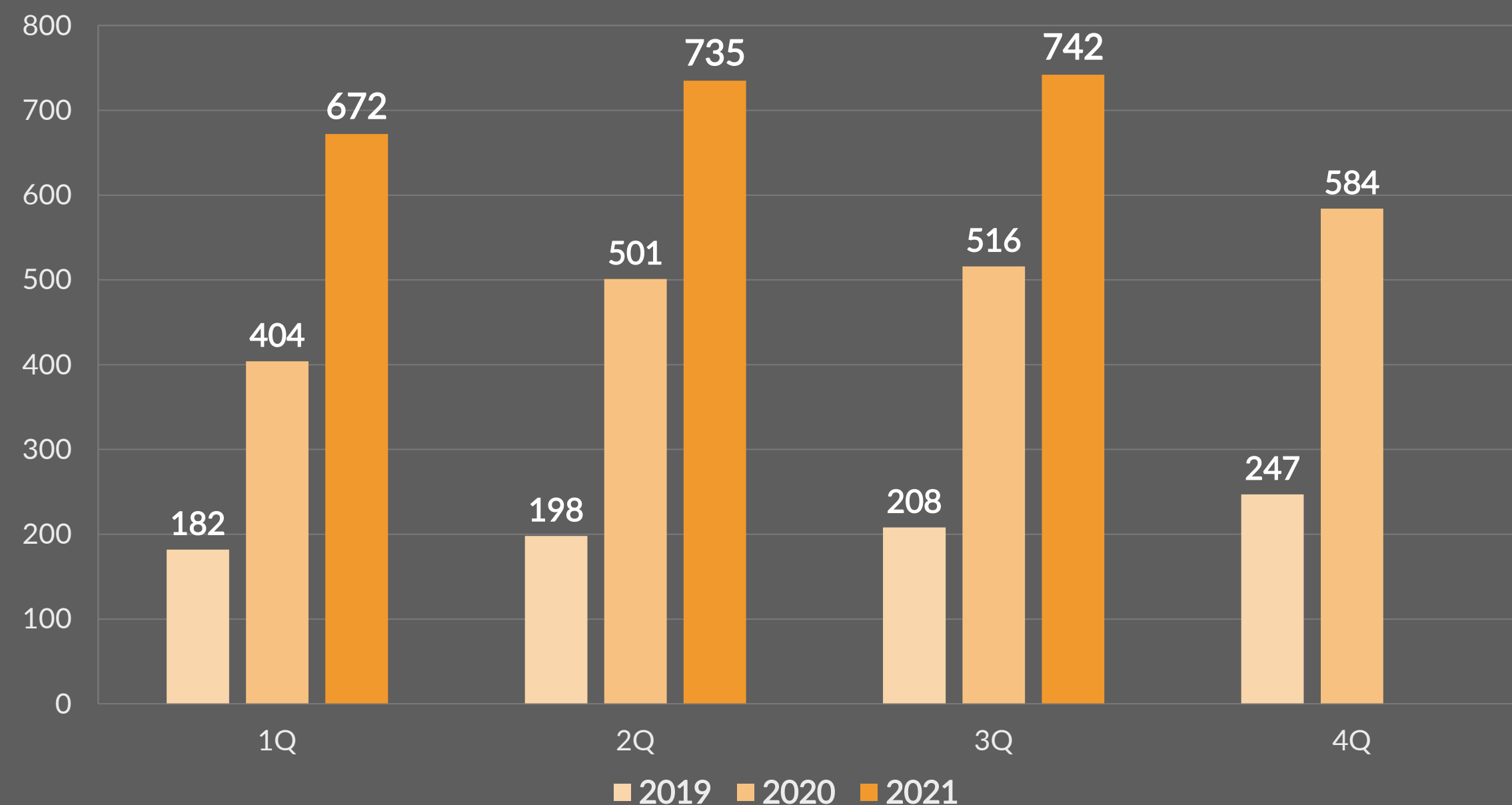
During the third quarter, we have achieved

- 1,212,000 API Registered electronic contracts, 3 million in 2021
- 4,305,000 Registered emails, 12.3 million in 2021
- 1,101,000 Registered SMS Contracts, 3.7 million in 2021
- 1,210,000 Registered SMS, 3.8 million in 2021

LLEIDA.NET REGISTERED SERVICES PRODUCTION DURING 3Q

Click & Sign API
Active client's workflows

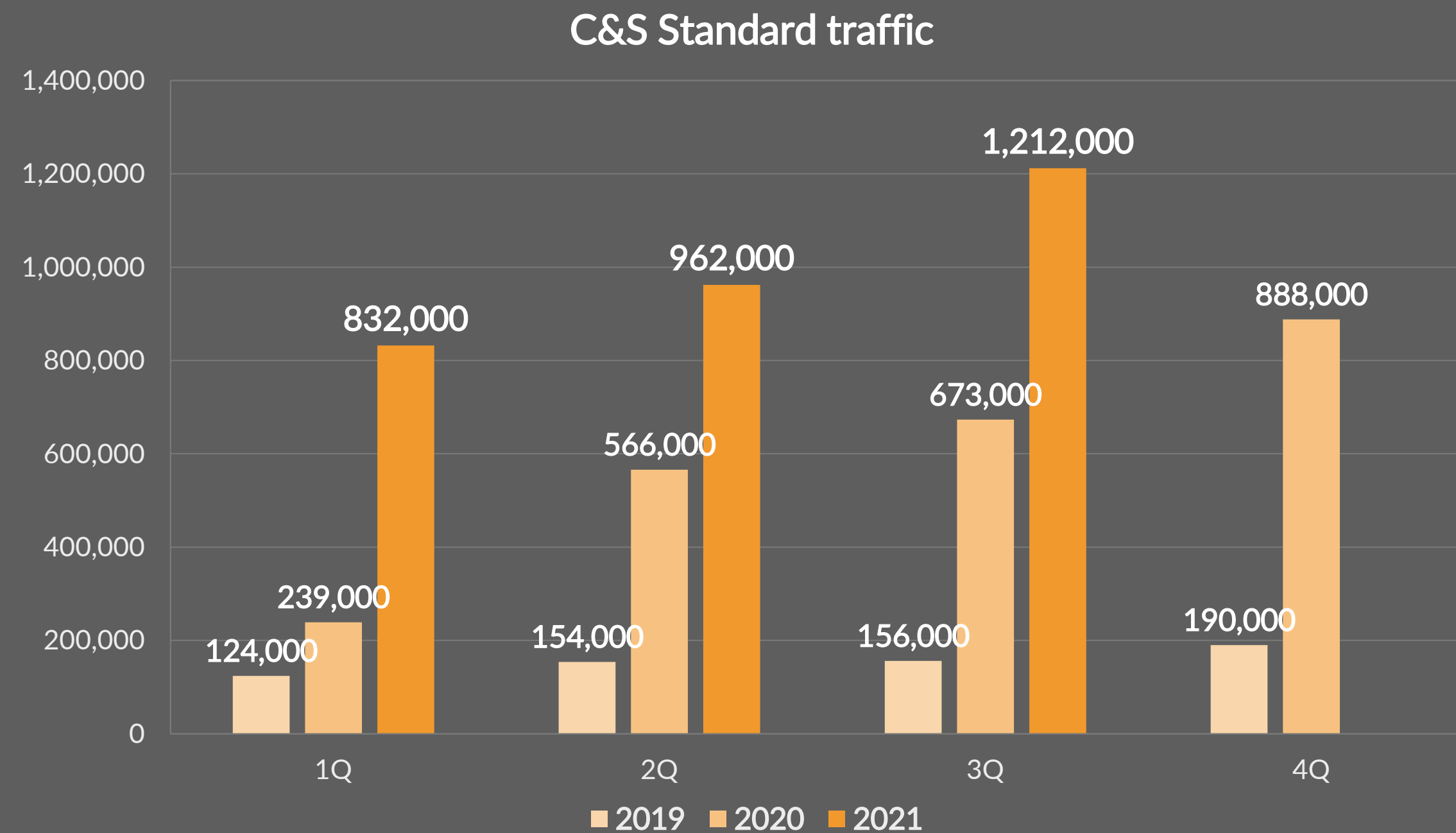
Active API workflows max monthly per quarter



The maximum monthly active signature workflows per quarter per API have had a **QoQ** growth (Quarter Q3 2020 over Quarter Q3 2021) of **43.85%**, a growth of **360%** over the last two 2 years. This is the number of active e-contracting processes of our customers using our APIs producing the C&S API traffic displayed on the next slide.

LLEIDA.NET REGISTERED SERVICES PRODUCTION DURING 3Q

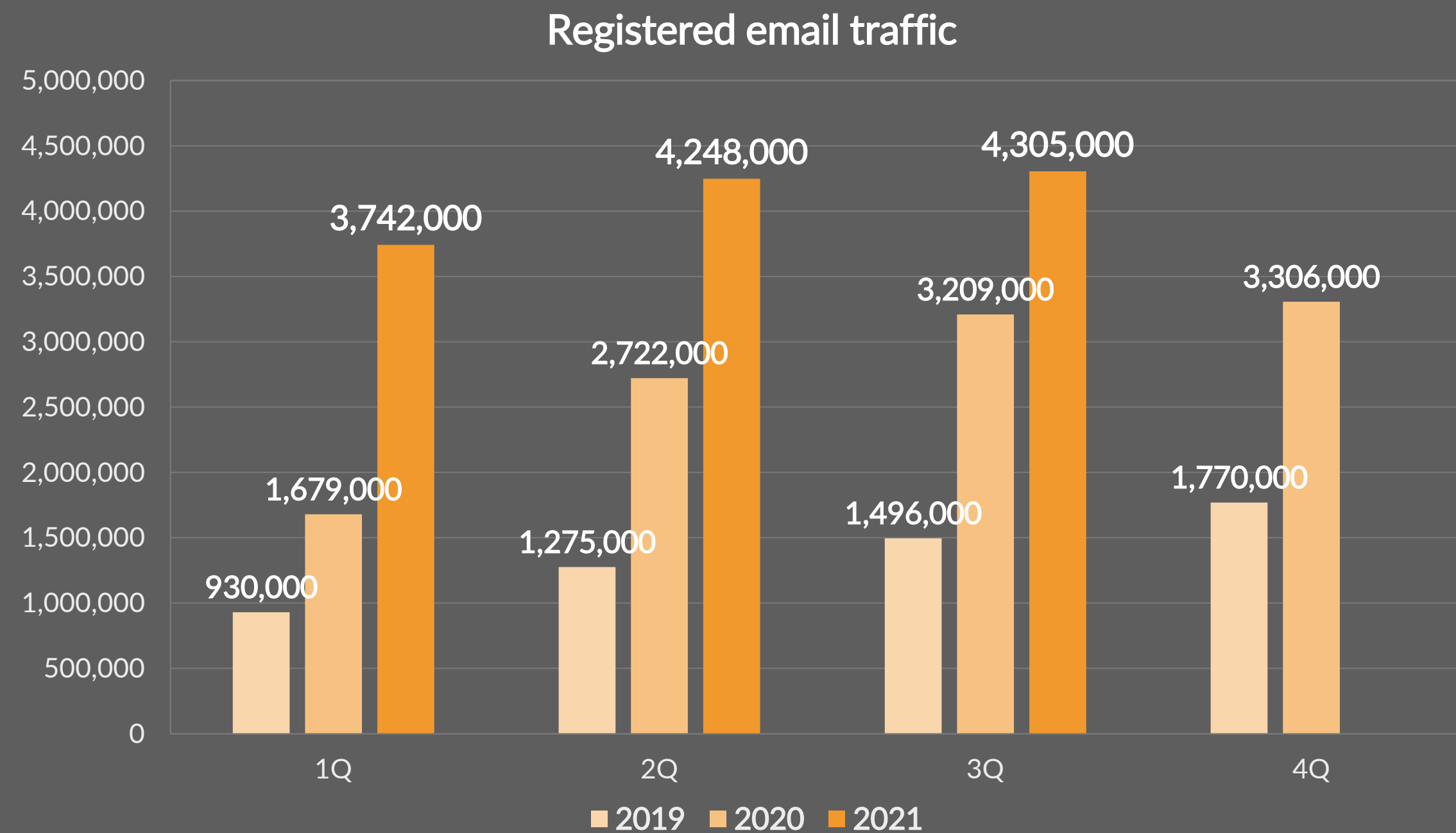
Click & Sign API
Workflow traffic



Customer-generated API contract signature traffic has had a **QoQ** (Quarter Q3 2020 over Quarter Q3 2021) of **80.09%**, a growth of **780%** over the last two years. Most of the traffic comes from telecommunications services in Europe, consumer finance in Latin America and Spain, lending services by fintechs in Latin America and healthcare services in Latin America.

LLEIDA.NET REGISTERED SERVICES PRODUCTION DURING 3Q

Registered email contract Traffic

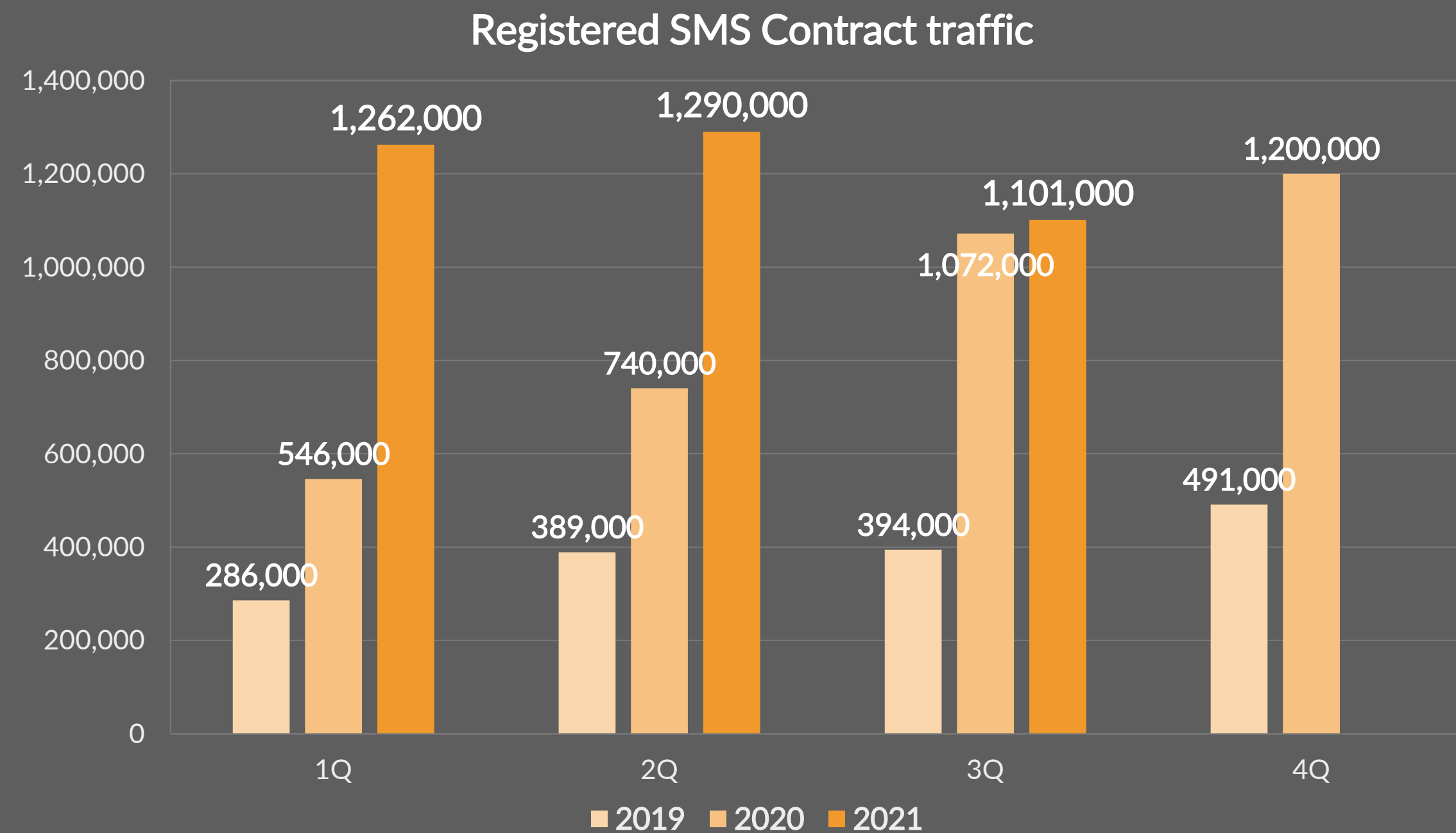


Registered email has had a **QoQ** (Quarter Q3 2020 over Quarter Q3 2021) of **34.15%**, a **287%** growth in traffic over the last two years. Most of the traffic comes from insurance companies in Latin America, utilities in Europe and Latin America, infrastructure services notifications, as well as government services notification in Colombia.

Note This includes all types of registered email not covered in previous developments.

LLEIDA.NET REGISTERED SERVICES PRODUCTION DURING 3Q

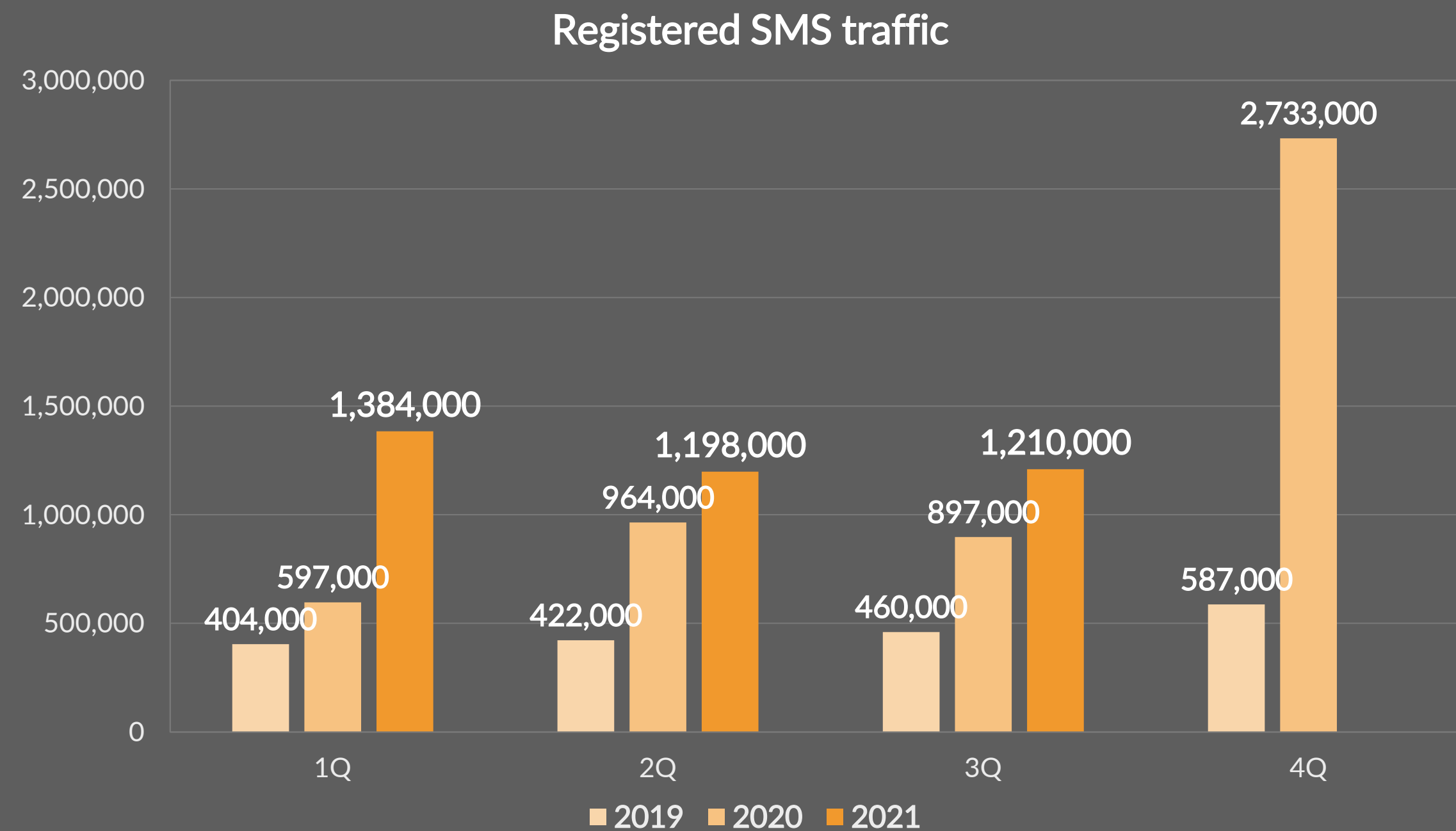
Registered SMS contract Traffic



Registered SMS Contract has had a QoQ (Quarter Q3 2020 over Quarter Q3 2021) of 2.71%, a 280% growth in the last two years. Most of the traffic comes from utilities suppliers (electricity and gas) in Spain and Europe, subject to the price fluctuations over the last quarter, leading to low growth.

LLEIDA.NET REGISTERED SERVICES PRODUCTION DURING 3Q

Registered SMS Traffic



Registered SMS traffic has had a QoQ (Quarter Q3 2020 over Quarter Q3 2021) of 34.89%, a growth of 263% in the last two years. The traffic comes mainly from insurance claims in Europe, tax claims in Africa, insurance contracts in Europe and financing contracts in Spain.



Lleida.net

ir@lleida.net

investors.lleida.net

Lleida · Madrid · London · Miami · Paris · Santiago de Chile · Bogotá · São Paulo · Tokyo · Santo Domingo · Cape Town Montevideo ·
Johannesburg · San José · Lima · Beirut · Dubai · Ciudad de México · Gaborone